

USG12-100(12V100AH)

Applications

- ◆ Telecom application (indoor or outdoor BTS)
- ◆ Solar System
- ◆ Wind system
- ◆ Hybrid solution



Design

- ◆ Positive plate: flat plate and grid-plate in PbCaSn-alloy
- ◆ Negative plate: flat plate and grid-plate in PbCaSn-alloy with long life expander material
- ◆ Electrolyte: sulphuric acid with a density of 1.29 kg/l(25 °C), fixed as GEL by fumed silica
- ◆ Separator: high quality microporous separator
- ◆ Safety valve: valve with flame arrestor

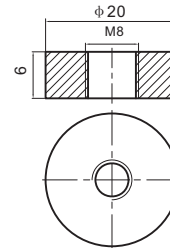
Features

- ◆ Long life: 12 years design life
- ◆ Good deep discharge resilience performance
- ◆ Special plate design, long cycle lifetime
- ◆ High thermal capacity, reduce the risk of thermal out of control and drying hard, can be used in bad environment
- ◆ Flame retardant container UL94-V0

Terminal

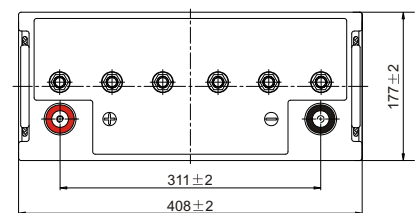
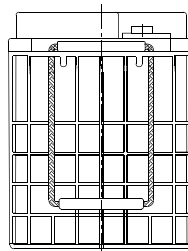
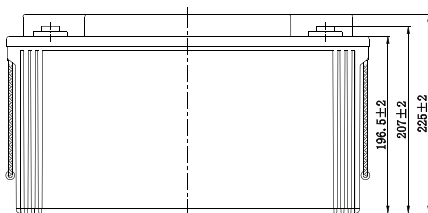
Terminal Model: T11

Unit: mm



Layout

Unit: mm



General Purpose GEL Battery-USG Series

Specification

Nominal Voltage	12V	
Rated Capacity (Ah)	100.0AH/10.0A	(10hr, 1.80V/cell, 25°C)
	76.5AH/25.5A	(3hr, 1.75V/cell, 25°C)
	64.2AH/64.2A	(1hr, 1.60V/cell, 25°C)
Dimension	Length	408.0 ± 2mm
	Width	177 ± 2mm
	Container Height	225.0 ± 2mm
	Total Height	225.0 ± 2mm
Approx. Weight	Approx 35.7 kg	
Terminal	T11	
Container Material	ABS	
Max. Discharge Current	990A (5s)	
Internal Resistance	Approx 5.2mΩ	
Operating Temp. Range	Discharge: -20~55°C Charge: 0~40°C Storage: -20~50°C	
Capacity Affected by Temperature	40°C	103%
	25°C	100%
	0°C	86%
Cycle Use	Initial Charging Current less than 25.0A.	
	Voltage: 14.4V at 25°C	Temp. coefficient -30mV/°C
Standby Use	Equalization voltage: 14.1V at 25°C Temp. coefficient -18mV/°C	
	Float voltage: 13.5V at 25°C	Temp. coefficient -18mV/°C
Self Discharge	USG series batteries may be stored for up to 9 months at 25°C and then a freshening charge is required. For higher temperatures the time interval will be shorter.	



ISO9001



ISO14001

Performance

Constant Current Discharge (Amperes) at 25 °C (77°F)

F.V/Time	20min	30min	45min	1h	2h	3h	4h	5h	6h	7h	8h	9h	10h	20h
1.85V/cell	93.1	73.0	55.7	46.6	29.6	22.6	18.7	16.1	13.9	12.3	11.1	10.2	9.60	5.28
1.80V/cell	106.6	81.6	61.5	51.5	32.0	24.2	19.8	16.9	14.6	12.9	11.6	10.7	10.0	5.50
1.75V/cell	119.8	89.8	66.4	55.1	33.9	25.5	20.7	17.6	15.1	13.4	12.0	11.0	10.2	5.61
1.70V/cell	129.0	96.1	70.5	58.3	36.0	26.6	21.4	18.2	15.7	13.8	12.4	11.3	10.5	5.68
1.67V/cell	134.3	99.9	73.0	60.5	36.9	27.4	21.9	18.5	15.9	14.0	12.6	11.4	10.6	5.74
1.60V/cell	145.5	106.9	78.5	64.2	38.4	28.5	22.8	19.1	16.3	14.3	12.8	11.7	10.8	5.82

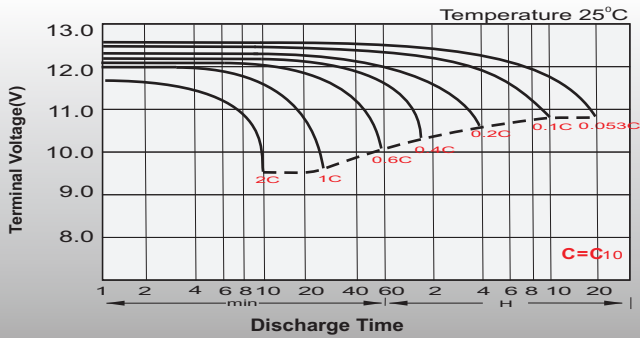
Constant Power Discharge (Watts/cell) at 25 °C (77°F)

F.V/Time	20min	30min	45min	1h	2h	3h	4h	5h	6h	7h	8h	9h	10h	20h
1.85V/cell	178.1	140.7	108.1	90.8	57.8	44.2	36.7	31.8	27.6	24.5	22.1	20.2	19.1	10.5
1.80V/cell	201.3	155.8	118.3	99.7	62.3	47.2	38.8	33.3	28.8	25.5	23.1	21.2	20.0	11.0
1.75V/cell	223.8	169.8	127.0	106.2	65.8	49.7	40.5	34.5	29.8	26.4	23.8	21.8	20.3	11.2
1.70V/cell	238.4	180.3	133.8	111.7	69.4	51.6	41.7	35.5	30.7	27.2	24.5	22.4	20.8	11.3
1.67V/cell	245.4	185.3	137.6	115.3	70.9	53.0	42.6	36.1	31.2	27.5	24.8	22.6	21.0	11.4
1.60V/cell	263.0	196.5	146.7	121.7	73.4	54.9	44.1	37.1	31.8	28.0	25.2	23.1	21.4	11.5

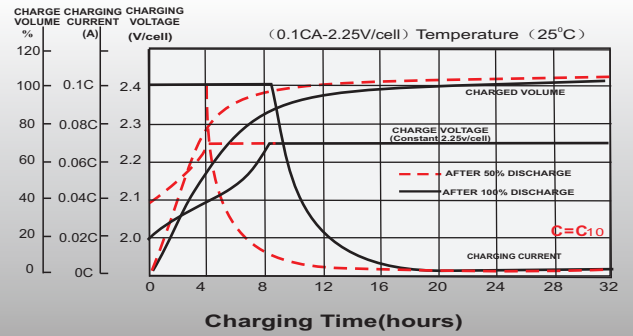
General Purpose GEL Battery-USG Series

Characteristic Curve

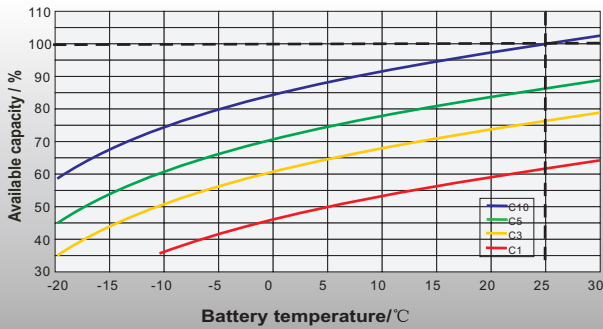
Discharge Characteristics



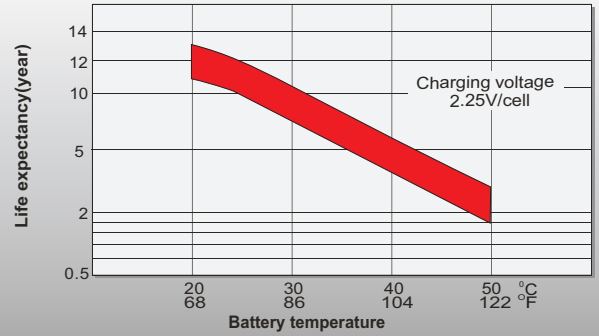
Float Charging Characteristics



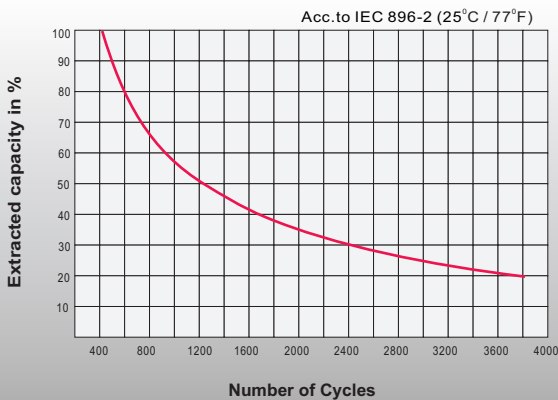
Temperature Effects in Relation to Battery Capacity



Effect of Temperature on Long Term Float Life



Cycle Life in Relation to Depth of Discharge



General Relation of Capacity VS. Storage Time

