

USG12-180(12V182AH)

Applications

- ◆ Telecom application (indoor or outdoor BTS)
- ◆ Solar System
- ◆ Wind system
- ◆ Hybrid solution



Design

- ◆ Positive plate: flat plate and grid-plate in PbCaSn-alloy
- ◆ Negative plate: flat plate and grid-plate in PbCaSn-alloy with long life expander material
- ◆ Electrolyte: sulphuric acid with a density of 1.29 kg/l(25 °C), fixed as GEL by fumed silica
- ◆ Separator: high quality microporous separator
- ◆ Safety valve: valve with flame arrestor

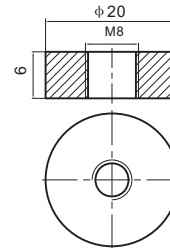
Features

- ◆ Long life: 12 years design life
- ◆ Good deep discharge resilience performance
- ◆ Special plate design, long cycle lifetime
- ◆ High thermal capacity, reduce the risk of thermal out of control and drying hard, can be used in bad environment
- ◆ Flame retardant container UL94-V0

Terminal

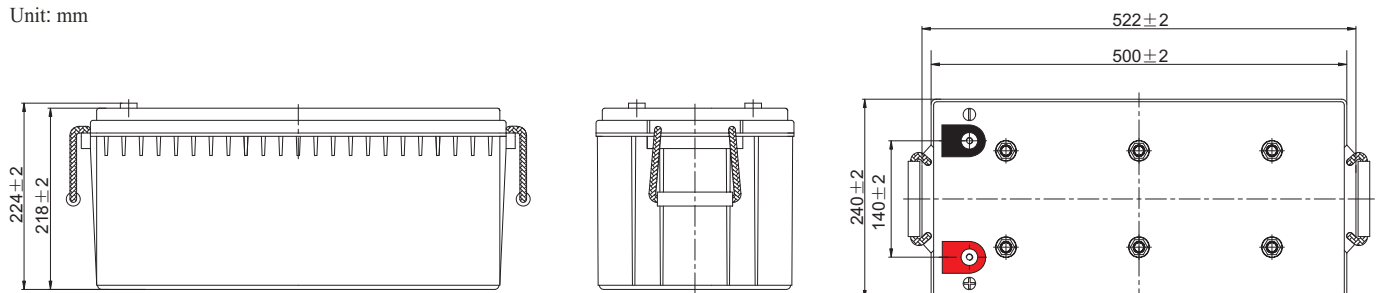
Terminal Model: T11

Unit: mm



Layout

Unit: mm



General Purpose GEL Battery-USG Series

Specification

Nominal Voltage	12V	
Rated Capacity (Ah)	182.0 AH/18.2A	(10hr, 1.80V/cell, 25°C)
	139.2 AH/13.92A	(3hr, 1.75V/cell, 25°C)
	116.8 AH/11.68A	(1hr, 1.60V/cell, 25°C)
Dimension	Length	522 ± 2mm
	Width	240 ± 2mm
	Container Height	218 ± 2mm
	Total Height	224 ± 2mm
Approx Weight	Approx 62.5 kg	
Terminal	T11	
Container Material	ABS	
Max. Discharge Current	1700A (5s)	
Internal Resistance	Approx 3.25mΩ	
Operating Temp. Range	Discharge: -20~55°C Charge: 0~40°C Storage: -20~50°C	
Capacity Affected by Temperature	40°C	103%
	25°C	100%
	0°C	86%
Cycle Use	Initial Charging Current less than 45.5A.	
	Voltage: 14.4V at 25°C	Temp. coefficient -30mV/°C
Standby Use	Equalization voltage: 14.1V at 25°C Temp. coefficient -18mV/°C	
	Float voltage: 13.5V at 25°C	Temp. coefficient -18mV/°C
Self Discharge	USG series batteries may be stored for up to 9 months at 25°C and then a freshening charge is required. For higher temperatures the time interval will be shorter.	



ISO9001



ISO14001

Performance

Constant Current Discharge (Amperes) at 25 °C (77°F)

F.V/Time	20min	30min	45min	1h	2h	3h	4h	5h	6h	7h	8h	9h	10h	20h
1.85V/cell	169.2	132.8	101.3	84.8	53.8	41.0	34.0	29.3	25.3	22.4	20.2	18.5	17.5	9.60
1.80V/cell	193.8	148.4	111.7	93.6	58.2	43.9	36.0	30.8	26.6	23.5	21.2	19.4	18.2	10.0
1.75V/cell	217.8	163.2	120.8	100.2	61.7	46.4	37.7	32.0	27.5	24.3	21.9	20.0	18.6	10.2
1.70V/cell	234.6	174.8	128.3	106.0	65.4	48.3	39.0	33.0	28.5	25.1	22.5	20.5	19.0	10.3
1.67V/cell	244.2	181.6	132.8	110.0	67.1	49.9	39.9	33.7	28.9	25.5	22.9	20.8	19.3	10.4
1.60V/cell	264.6	194.4	142.7	116.8	69.8	51.9	41.4	34.7	29.6	26.0	23.3	21.2	19.6	10.6

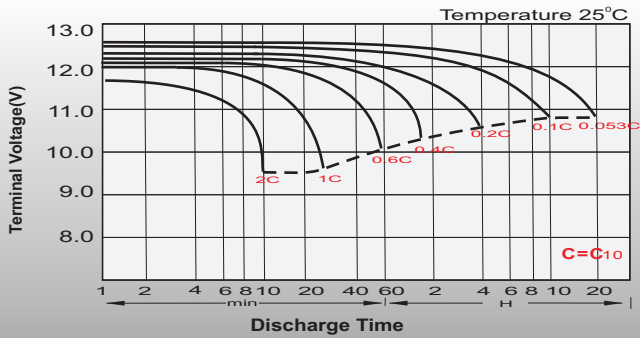
Constant Power Discharge (Watts/cell) at 25 °C (77°F)

F.V/Time	20min	30min	45min	1h	2h	3h	4h	5h	6h	7h	8h	9h	10h	20h
1.85V/cell	323.8	255.9	196.5	165.1	105.1	80.3	66.8	57.9	50.1	44.5	40.2	36.8	34.8	19.2
1.80V/cell	366.1	283.3	215.1	181.3	113.3	85.8	70.5	60.6	52.4	46.4	42.0	38.6	36.3	19.9
1.75V/cell	406.9	308.7	230.8	193.1	119.6	90.4	73.6	62.7	54.1	47.9	43.3	39.7	37.0	20.3
1.70V/cell	433.5	327.8	243.3	203.1	126.2	93.9	75.9	64.5	55.9	49.4	44.5	40.7	37.8	20.5
1.67V/cell	446.2	337.0	250.2	209.6	128.8	96.4	77.5	65.7	56.7	50.0	45.1	41.1	38.2	20.7
1.60V/cell	478.1	357.3	266.8	221.3	133.4	99.8	80.2	67.5	57.8	51.0	45.8	42.0	38.9	21.0

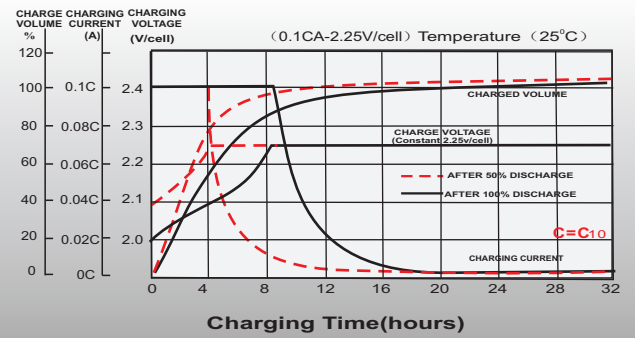
General Purpose GEL Battery-USG Series

Characteristic Curve

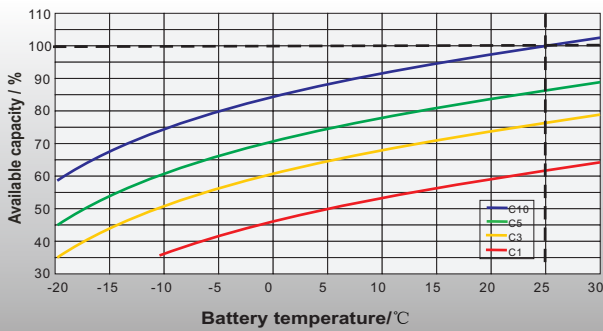
Discharge Characteristics



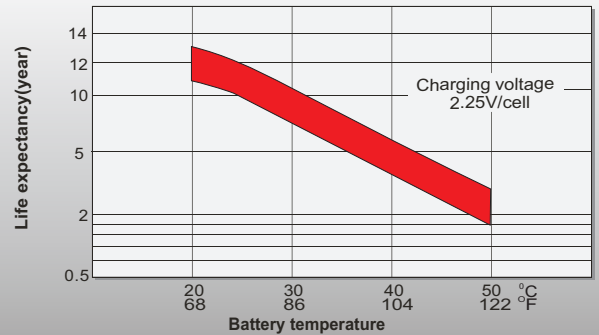
Float Charging Characteristics



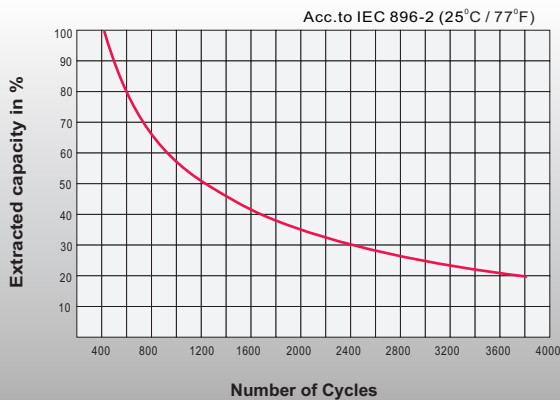
Temperature Effects in Relation to Battery Capacity



Effect of Temperature on Long Term Float Life



Cycle Life in Relation to Depth of Discharge



General Relation of Capacity VS. Storage Time

