

## High Power AGM Battery-UCP Series

# UCP12-350 (12V350W)

## Application

- Telecommunication center room
- Uninterruptable Power Supply (UPS)
- Electric Power System (EPS)
- Emergency backup power supply
- Emergency light
- Railway signal
- Aircraft signal
- Alarm and security system
- Electronic apparatus and equipment

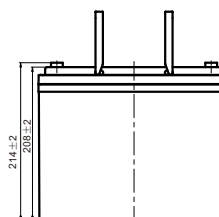
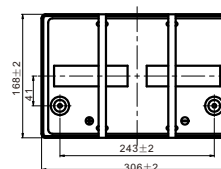


## Features

- High Performance: 10~12 years design life
- VRLA Battery, maintenance-free
- Low self-discharge rate
- Silver-coated copper terminals
- PbCaSn alloy for plate grids: less gassing, less self-discharge
- ABS container, Flame retardant UL94-V0

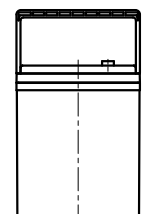
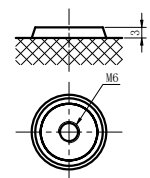
### Layout

Unit: mm



### Terminal

**T6 Terminal**  
Unit: mm [inches]

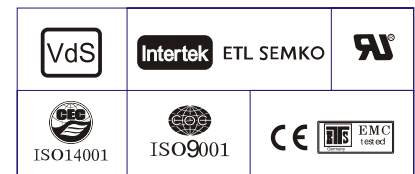



## High Power AGM Battery-UCP Series

# UCP12-350 (12V350W)

### Specification

Nominal Voltage	12V	
Dimension	Length	306±3mm (12.05 inches)
	Width	168±2mm (6.61 inches)
	Container Height	208±2mm (8.15inches)
	Total Height (with Terminal)	213±2mm (8.38inches)
Rated Capacity	90.0 AH/9.0A	(10hr, 1.80V/cell, 25°C/77°F)
	85.6 AH/10.7A	(8hr, 1.80V/cell, 25°C/77°F)
	79.5 AH/15.9A	(5hr, 1.75V/cell, 25°C/77°F)
	69.6AH/23.2A	(3hr, 1.75V/cell, 25°C/77°F)
	60.0 AH/60.0A	(1hr, 1.60V/cell, 25°C/77°F)
Approx Weight	Approx 27.8 kg (61.3lbs)	
Terminal	T6	
Container Material	ABS	
Max. Discharge Current	1350A (5s)	
Internal Resistance	Approx 5.0mΩ	
Operating Temp. Range	Discharge : -15~50°C (5~122°F)	
	Charge : 0~40°C (32~104°F)	
	Storage : -15~40°C (5~104°F)	
Nominal Operating Temp. Range	25±3°C (77±5°F)	
Capacity affected by Temperature	40°C (104°F)	103%
	25°C (77°F)	100%
	0°C (32°F)	86%
Self Discharge	UCP series batteries may be stored for up to 9 months at 25°C(77°F) and then a freshening charge is required. For higher temperatures the time interval will be shorter.	



### Performance - 25 °C

#### Constant Current Discharge (Amperes) at 25 °C (77°F)

F.V/Time	5min	10min	15min	20min	25min	30min	45min	1h	1.5h	2h	3h	4h	5h	8h	10h
1.85V/cell	170.6	139.3	119.2	100.4	85.6	75.8	56.5	45.5	33.5	27.5	20.9	17.1	14.5	10.2	8.58
1.80V/cell	194.5	160.4	139.6	114.6	96.4	84.2	61.7	49.1	36.2	29.8	22.4	18.2	15.4	10.7	9.00
1.75V/cell	218.2	183.1	154.4	125.0	104.2	90.4	65.4	51.8	38.0	31.1	23.2	18.9	15.9	10.9	9.09
1.70V/cell	243.1	204.6	169.8	135.5	111.7	95.8	68.8	54.5	39.5	32.0	23.9	19.4	16.3	11.1	9.18
1.67V/cell	270.2	225.7	185.6	145.4	119.3	102.0	72.5	57.2	41.1	33.0	24.8	19.9	16.6	11.2	9.26
1.60V/cell	292.7	244.1	194.8	152.8	125.3	106.9	76.2	60.0	42.7	34.0	25.4	20.3	16.9	11.4	9.35

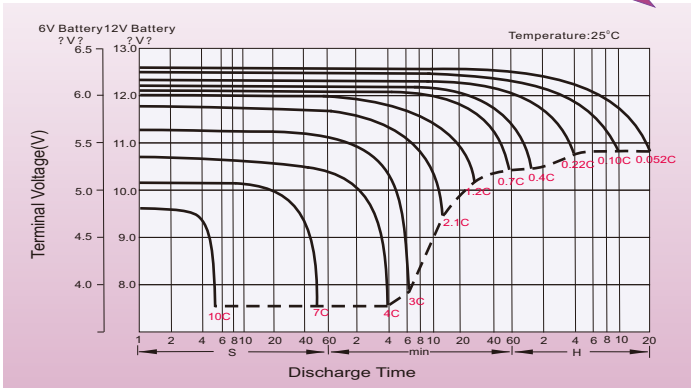
#### Constant Power Discharge (Watts) at 25 °C (77°F)

F.V/Time	5min	10min	15min	20min	25min	30min	45min	1h	1.5h	2h	3h	4h	5h	8h	10h
1.85V/cell	327.4	269.6	232.0	196.5	168.2	149.4	112.5	90.9	67.2	55.3	42.2	34.7	29.5	20.9	17.6
1.80V/cell	369.8	307.9	270.0	222.9	188.1	165.0	122.1	97.7	72.4	59.7	45.2	36.7	31.2	21.8	18.4
1.75V/cell	410.8	348.1	296.0	241.0	201.9	175.9	128.8	102.8	75.6	62.0	46.6	37.9	32.2	22.3	18.6
1.70V/cell	453.3	385.4	322.5	259.2	214.7	185.1	134.7	107.4	78.2	63.6	47.9	38.9	32.8	22.5	18.7
1.67V/cell	500.1	422.0	350.0	276.1	227.8	195.7	140.8	112.1	81.0	65.4	49.3	39.9	33.4	22.8	18.9
1.60V/cell	533.4	449.5	362.0	286.2	236.0	202.5	146.5	116.6	83.5	66.8	50.3	40.4	33.8	23.0	19.0

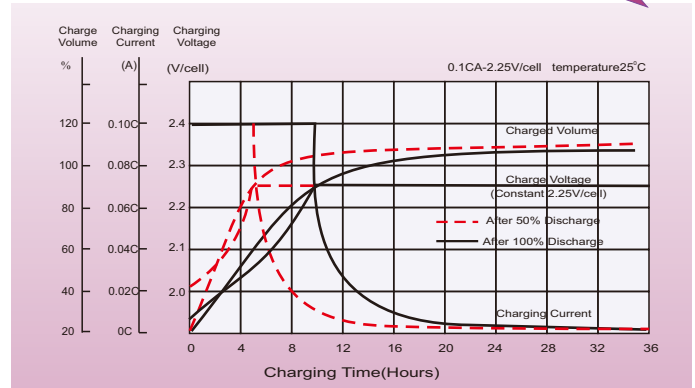
## High Power AGM Battery-UCP Series

### Characteristic Curve

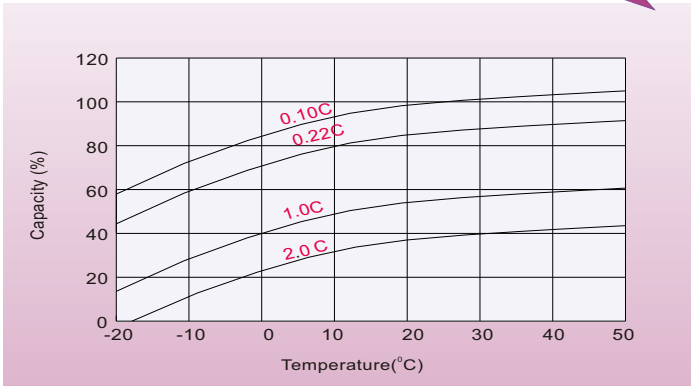
#### Discharge Characteristics



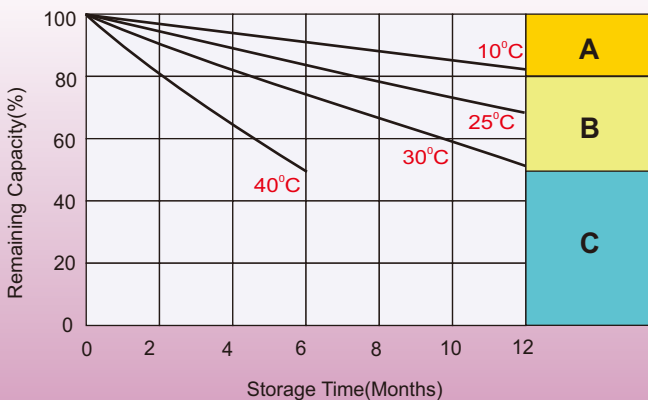
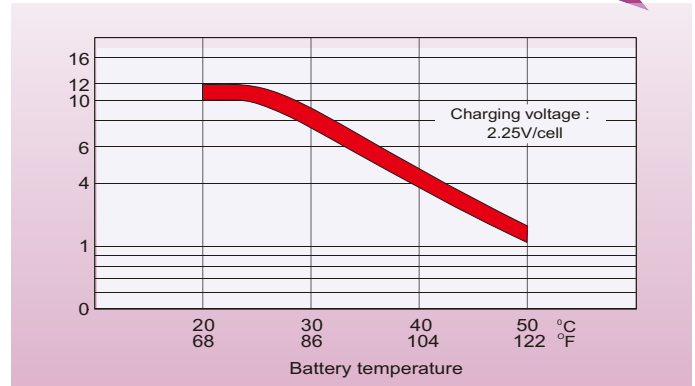
#### Float Charging Characteristics



#### Temperature Effects in Relation to Battery Capacity



#### Effect of Temperature on Long Term Float Life



#### Self Discharge Characteristics

- A** No supplementary charge required  
(Carry out supplementary charge before use if 100% capacity is required.)
- B** Supplementary charge required before use. Optional charging way as below:
  1. Charged for above 3 days at limited current 0.25CA and constant volatge 2.25V/cell.
  2. Charged for above 20hours at limited current 0.25CA and constant volatge 2.45V/cell.
  3. Charged for 8~10hours at limited current 0.05CA .
- C** Supplementary charge may often fail to recover the capacity.  
The battery should never be left standing till this is reached.