

US12-8.5 (12V8.5AH)

Applications

- Telecommunication center room
- Uninterruptable Power Supply (UPS)
- Electric Power System (EPS)
- Emergency backup power supply
- Emergency light
- Railway signal
- Aircraft signal
- Alarm and security system
- Electronic apparatus and equipment

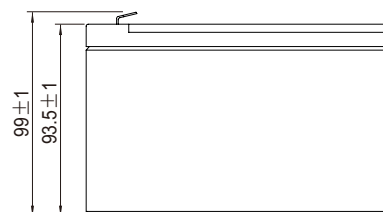
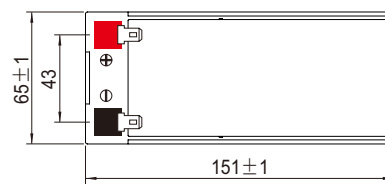


Features

- Stand commercial: 3~5 years design life
- VRLA Battery, maintenance-free
- Low self-discharge rate
- Silver-coated copper terminals
- PbCaSn alloy for plate grids: less gassing, less self-discharge
- ABS container, Flame retardant UL94-V0

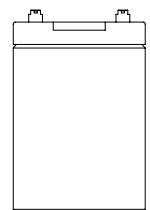
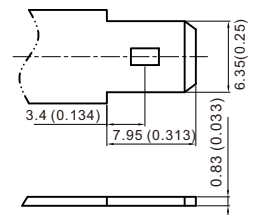
Layout

Unit: mm



Terminal

T2 Terminal
Unit: mm [inches]

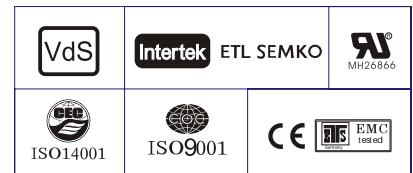


General Purpose AGM Battery-US Series

US12-8.5 (12V8.5AH)

Specification

Nominal Voltage	12V	
Rated Capacity (Ah)	8.50 AH/0.425A	(20hr, 1.80V/cell, 25°C/77°F)
	7.93 AH/0.793A	(10hr, 1.80V/cell, 25°C/77°F)
	7.15 AH/1.43A	(5hr, 1.75V/cell, 25°C/77°F)
	6.36 AH/2.12A	(3hr, 1.75V/cell, 25°C/77°F)
	5.31 AH/5.31A	(1hr, 1.60V/cell, 25°C/77°F)
Dimension	Length	151±2mm (5.95 inches)
	Width	65±1mm (2.56 inches)
	Container Height	93.5±1mm (3.68 inches)
	Total Height (with Terminal)	99±1mm (3.90 inches)
Approx Weight	Approx 2.45 kg (5.40lbs)	
Terminal	T1/T2	
Container Material	ABS	
Max. Discharge Current	127.5A (5s)	
Internal Resistance	Approx 18mΩ	
Operating Temp. Range	Discharge : -15 ~ 50°C	
	Charge : 0 ~ 40°C	
	Storage : -15 ~ 40°C	
Capacity affected by Temperature	40°C	106%
	25°C	100%
	0°C	86%
Self Discharge	US series batteries can be stored up to 6 months at 25°C and then a freshening charge is required. For higher temperatures the time interval will be shorter.	



Performance - 25 °C

Constant Current Discharge (Amperes) at 25 °C (77°F)

F.V/Time	5min	10min	15min	20min	30min	45min	1h	2h	3h	4h	5h	6h	8h	10h	20h
1.85V/cell	19.6	13.9	11.7	9.92	7.41	5.50	4.40	2.62	1.95	1.58	1.33	1.15	0.911	0.753	0.415
1.80V/cell	23.4	16.0	13.1	10.9	8.11	5.93	4.73	2.80	2.07	1.67	1.40	1.21	0.961	0.793	0.425
1.75V/cell	26.1	17.4	14.1	11.6	8.45	6.15	4.90	2.88	2.12	1.70	1.43	1.23	0.978	0.806	0.434
1.70V/cell	28.5	18.8	14.8	12.1	8.77	6.36	5.04	2.96	2.17	1.74	1.45	1.25	0.992	0.816	0.439
1.65V/cell	30.9	19.8	15.4	12.5	9.06	6.56	5.20	3.01	2.22	1.76	1.48	1.27	1.003	0.825	0.443
1.60V/cell	32.6	20.6	15.9	12.8	9.32	6.72	5.31	3.08	2.25	1.80	1.50	1.29	1.013	0.832	0.446

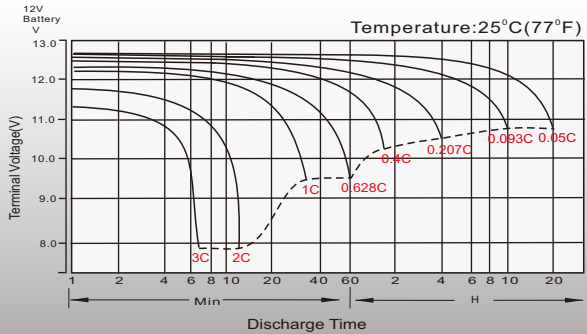
Constant Power Discharge (Watts/cell) at 25 °C (77°F)

F.V/Time	5min	10min	15min	20min	30min	45min	1h	2h	3h	4h	5h	6h	8h	10h	20h
1.85V/cell	36.9	26.4	22.4	19.2	14.5	10.8	8.67	5.18	3.88	3.15	2.67	2.32	1.83	1.52	0.839
1.80V/cell	43.6	30.2	24.9	21.1	15.8	11.6	9.28	5.53	4.10	3.32	2.80	2.43	1.93	1.59	0.855
1.75V/cell	48.4	32.7	26.7	22.2	16.3	12.0	9.61	5.67	4.18	3.36	2.83	2.45	1.95	1.61	0.869
1.70V/cell	51.9	34.8	27.7	22.9	16.8	12.3	9.79	5.77	4.26	3.41	2.86	2.48	1.96	1.62	0.872
1.65V/cell	55.5	36.2	28.4	23.4	17.2	12.5	10.0	5.83	4.31	3.44	2.89	2.49	1.97	1.63	0.874
1.60V/cell	57.2	36.7	28.9	23.6	17.4	12.7	10.1	5.92	4.34	3.48	2.92	2.52	1.98	1.64	0.876

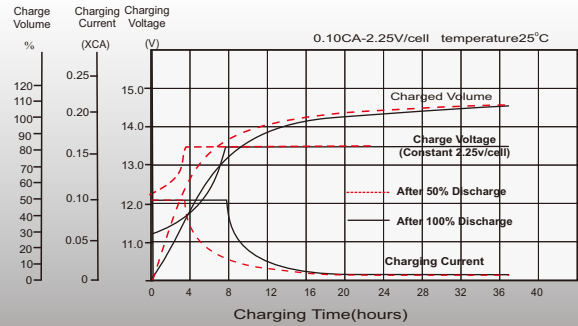
General Purpose AGM Battery-US Series

Characteristic Curve

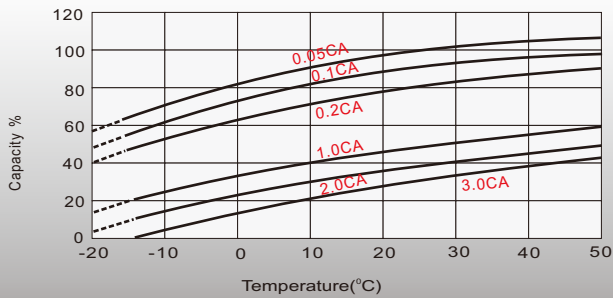
Discharge Characteristics



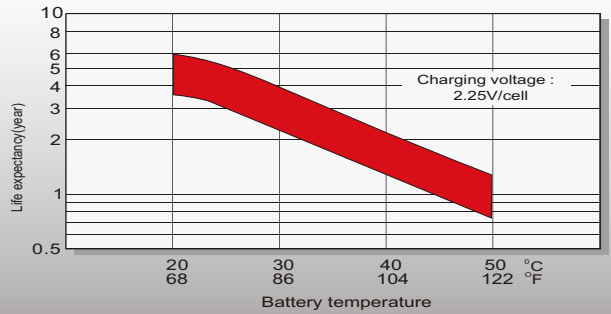
Float Charging Characteristics



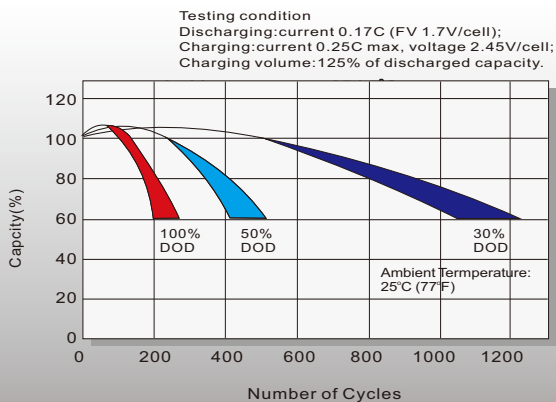
Temperature Effects in Relation to Battery Capacity



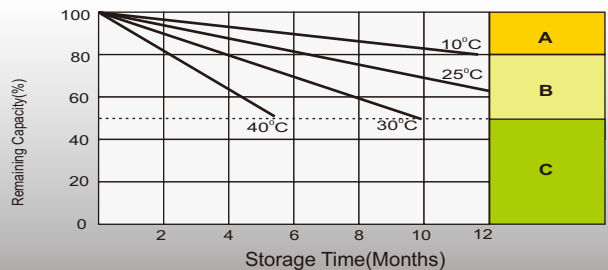
Effect of Temperature on Long Term Float Life



Cycle Life in Relation to Depth of Discharge



Self Discharge Characteristics



A No supplementary charge required
 (Carry out supplementary charge before use if 100% capacity is required.)

B Supplementary charge required before use. Optional charging way as below:
 1. Charged for above 3 days at limited current 0.25CA and constant voltage 2.25V/cell.
 2. Charged for above 20 hours at limited current 0.25CA and constant voltage 2.45V/cell.
 3. Charged for 8-10 hours at limited current 0.05CA.

C Supplementary charge may often fail to recover the capacity.
 The battery should never be left standing till this is reached.