

USL2-1000(2V1000AH)

Application

- Data Center
- Telecommunication center room
- Uninterruptable Power Supply (UPS)
- Electric Power System (EPS)
- Emergency backup power supply
- Emergency light
- Railway signal
- Aircraft signal
- Alarm and security system
- Electronic apparatus and equipment

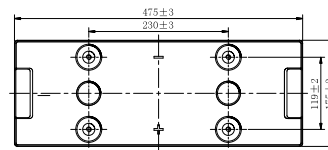


Features

- General purpose: 9~14 years design life
- VRLA Battery, maintenance-free
- Low self-discharge rate
- Silver-coated copper terminals
- PbCaSn alloy for plate grids: less gassing, less self-discharge
- ABS container, Flame retardant UL94-V0

Layout

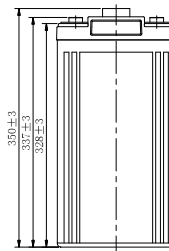
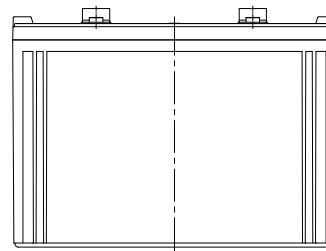
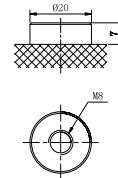
Unit: mm



Terminal

M8 Terminal

Unit: mm [inches]

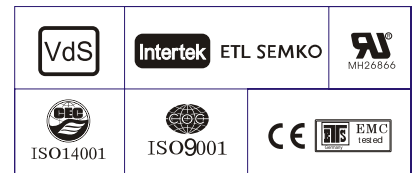


Long Life Standby AGM Battery - USL Series

USL2-1000(2V1000AH)

Specification

Nominal Voltage	12V	
Rated Capacity (Ah)	1060.0 AH/53.0A	(20hr, 1.80V/cell, 25°C/77°F)
	1000.0 AH/100.0A	(10hr, 1.80V/cell, 25°C/77°F)
	875.0 AH/175.0A	(5hr, 1.75V/cell, 25°C/77°F)
	780.0 AH/260.0A	(3hr, 1.75V/cell, 25°C/77°F)
	613.5 AH/613.5A	(1hr, 1.60V/cell, 25°C/77°F)
Dimension	Length	410±3mm (16.14 inches)
	Width	175±3mm (6.89 inches)
	Container Height	328±3mm (12.91 inches)
	Total Height (with Terminal)	350±3mm (13.78 inches)
Approx Weight	Approx 60.0 kg (132.3 lbs)	
Terminal	M8	
Container Material	ABS	
Max. Discharge Current	8000A (5s)	
Internal Resistance	Approx 0.30mΩ	
Operating Temp. Range	Discharge : -15 ~ 50°C	
	Charge : 0 ~ 40°C	
	Storage : -15 ~ 40°C	
Capacity affected by Temperature	40°C	106%
	25°C	100%
	0°C	86%
Self Discharge	USL series batteries may be stored for up to 6 months at 25°C (77°F) and then a freshening charge is required. For higher temperatures the time interval will be shorter.	



Performance - 25 °C

Constant Current Discharge (Amperes) at 25 °C (77°F)

F.V/Time	30min	45min	1h	2h	3h	4h	5h	6h	8h	10h	20h
1.85V/cell	696.0	550.3	481.6	307.7	234.1	188.3	158.9	137.9	137.9	93.7	50.2
1.80V/cell	786.9	615.3	533.0	334.7	253.2	202.9	171.1	147.9	147.9	100.0	53.0
1.75V/cell	822.4	640.3	552.7	345.0	260.0	208.0	175.0	151.0	151.0	101.6	53.7
1.70V/cell	878.2	664.6	573.0	356.0	267.6	213.2	179.0	154.3	154.3	103.1	54.4
1.65V/cell	938.9	679.6	585.0	362.0	271.6	216.2	181.2	156.1	100.5	104.0	54.8
1.60V/cell	949.7	714.7	613.5	377.0	281.6	223.4	186.8	160.5	102.9	106.3	55.7

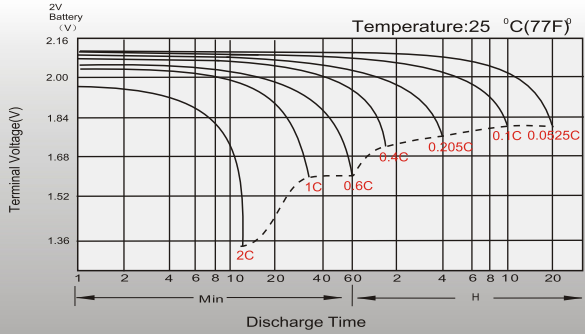
Constant Power Discharge (Watts) at 25 °C (77°F)

F.V/Time	30min	45min	1h	2h	3h	4h	5h	6h	8h	10h	20h
1.85V/cell	1345.2	1067.0	936.2	601.3	458.9	370.0	312.7	271.9	221.5	185.4	99.9
1.80V/cell	1508.1	1184.4	1029.1	650.9	494.5	397.4	335.8	290.9	236.3	197.6	105.3
1.75V/cell	1562.9	1223.1	1059.6	667.2	505.5	405.8	342.4	296.2	240.5	200.3	106.6
1.70V/cell	1653.7	1259.5	1090.9	684.9	517.9	414.6	349.2	301.8	244.2	203.1	107.8
1.65V/cell	1751.0	1281.4	1108.4	693.3	524.2	419.3	352.8	304.8	246.4	204.7	108.6
1.60V/cell	1755.9	1333.3	1151.4	717.5	540.4	431.1	362.0	312.1	251.5	208.5	110.4

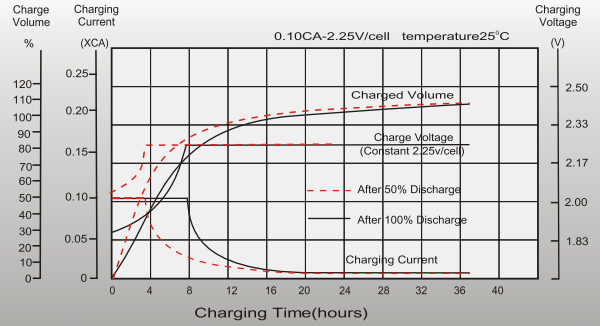
Long Life Standby AGM Battery - USL Series

Characteristic Curve

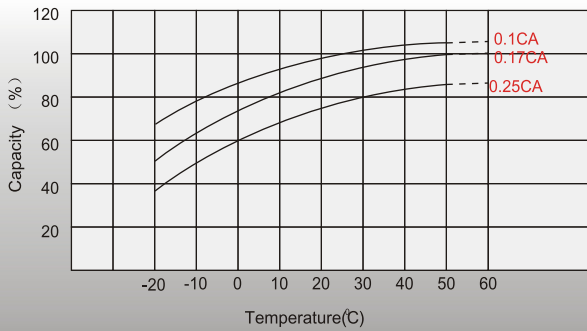
Discharge Characteristics



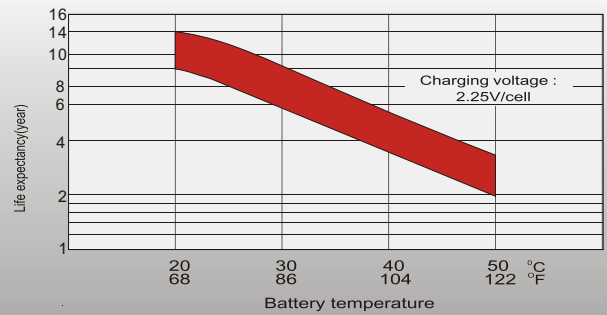
Float Charging Characteristics



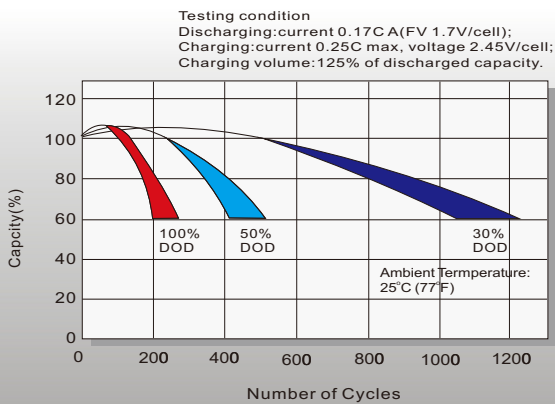
Temperature Effects in Relation to Battery Capacity



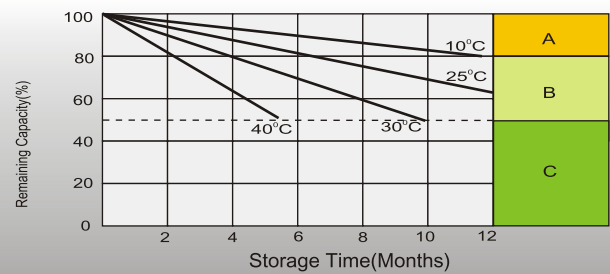
Effect of Temperature on Long Term Float Life



Cycle Life in Relation to Depth of Discharge



Self Discharge Characteristics



A No supplementary charge required
(Carry out supplementary charge before use if 100% capacity is required.)

B Supplementary charge required before use. Optional charging way as below:
1. Charged for above 3 days at limited current 0.25CA and constant voltage 2.25V/cell.
2. Charged for above 20 hours at limited current 0.25CA and constant voltage 2.45V/cell.
3. Charged for 8-10 hours at limited current 0.05CA.

C Supplementary charge may often fail to recover the capacity.
The battery should never be left standing till this is reached.